


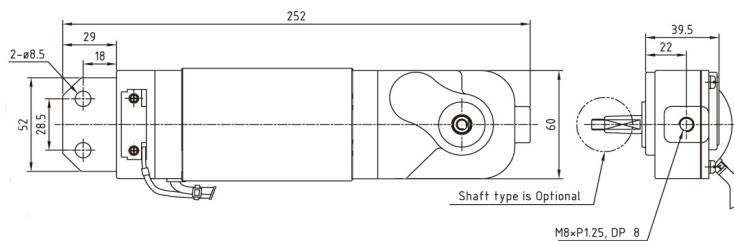
SPECIAL TYPE DC GEARED MOTOR FOR AUTOMATIC SLIDING DOOR

Features & Advantages

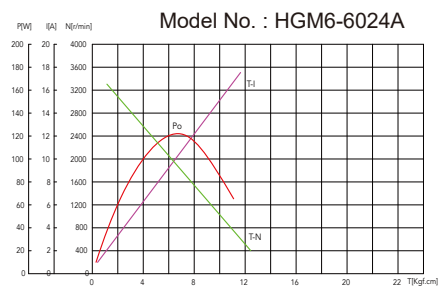
- Low price & slim size design
- High efficiency
- Small size & light weight
- Wide operation temp. range



DIMENSIONS



CHARACTERISTIC CURVE



SPECIFICATION

Model	Voltage (V)	Geared Motor				Motor Only					Weight (kg)
		Gear Ratio	No-Load		No-Load		At Rated Load			Output (W)	
			Speed (rpm)	Current (A)	Speed (rpm)	Current (A)	Speed (rpm)	Torque (kgf.cm)	Current (A)		
HGM6-6024A	24	1:12	300	1.4	3600	1.4	2950	2.0	4.5	60	1.8